



LEVEL / GAME TYPE  
 Intermediate [ ]  
 Beginner [ ]  
 Tournament [ ]  
 Reg. Season [ ]  
 Playoff Gm. [ ]  
 City: \_\_\_\_\_

Send Completed Sheet To:  
 Hockey North America/DSSI  
 P.O. Box 78  
 Sterling, VA USA 20167  
 Tel: (703) 430-8100  
 Toll Free Fax: (888) HNA-SKOR

**AFTER THE GAME-READ CAREFULLY**

This sheet must be completely filled out (attending rosters, shots on goal, scorers & penalties) and returned to the LEAGUE OFFICE WITHIN 72 HOURS OF GAME DATE to receive full credit. After 72 hours, 1/2 credit. If submitted after the season, 1/4 credit. Fax the completed sheet to HNA's toll free fax line (888) HNA-SKOR. Double check your work that the teams / scorers & jersey numbers all match up correctly. Scorekeeper: Mark your name clearly to ensure proper credit.

| Team Name | 1 | 2 | 3 | OT | Final |
|-----------|---|---|---|----|-------|
| Eagles    | 1 | 6 | 3 | -  | 10    |
| Speedy    | 3 | 1 | - | -  | 4     |

Date: November 2, 2018  
 Arena: Vino East  
 Time: 10:30 AM / PM  
 Game Supervisor: Les G

# Name **TEAM (Black)** # Name  
 Eagles

# Name **TEAM (White)** # Name  
 Speedy

(G)

18 Dave Hughes ✓  
 24 Kendall Davidson ✓  
 2 [ ] ✓  
 2 [ ] ✓  
 17 Kerry Freeman ✓  
 14 Jeff Dutchak ✓  
 10 Sean Pollock ✓  
 9 Colin Ukrainec ✓  
 8 Bryan Mcalder ✓  
 7 Wade Brunette ✓  
 5 Clay Brunette ✓  
 1 Tim Lee (G) ✓

**Eagles**

**11**

(G)

1 C. Kishi ✓  
 2 Ken McKechnie ✓  
 19 D. DeRoot ✓  
 22 J. Frank ✓  
 13 T. Symons ✓  
 9 P. Ramsey ✓  
 6 S. Hancock ✓  
 4 E. Copwell ✓  
 17 C. Dufour ✓  
 20 T. Smith ✓

5 T. Angair ✓  
 10 P. Pepin ✓  
 19 A. Keeler ✓

**13**

Shot Totals Per. 1: 15 Per. 2: 13 Per. 3: 13 Total: 41

|    |    |    |    |    |    |    |    |    |    |    |    |    |    |    |
|----|----|----|----|----|----|----|----|----|----|----|----|----|----|----|
| 1  | 2  | 3  | 4  | 5  | 6  | 7  | 8  | 9  | 10 | 11 | 12 | 13 | 14 | 15 |
| 16 | 17 | 18 | 19 | 20 | 21 | 22 | 23 | 24 | 25 | 26 | 27 | 28 | 29 | 30 |
| 31 | 32 | 33 | 34 | 35 | 36 | 37 | 38 | 39 | 40 | 41 | 42 | 43 | 44 | 45 |
| 46 | 47 | 48 | 49 | 50 | 51 | 52 | 53 | 54 | 55 | 56 | 57 | 58 | 59 | 60 |

Shot Totals Per. 1: 11 Per. 2: 8 Per. 3: 8 Total: 27

|    |    |    |    |    |    |    |    |    |    |    |    |    |    |    |
|----|----|----|----|----|----|----|----|----|----|----|----|----|----|----|
| 1  | 2  | 3  | 4  | 5  | 6  | 7  | 8  | 9  | 10 | 11 | 12 | 13 | 14 | 15 |
| 16 | 17 | 18 | 19 | 20 | 21 | 22 | 23 | 24 | 25 | 26 | 27 | 28 | 29 | 30 |
| 31 | 32 | 33 | 34 | 35 | 36 | 37 | 38 | 39 | 40 | 41 | 42 | 43 | 44 | 45 |
| 46 | 47 | 48 | 49 | 50 | 51 | 52 | 53 | 54 | 55 | 56 | 57 | 58 | 59 | 60 |

Shot Totals Per. 1: 15 Per. 2: 13 Per. 3: 13 Total: 41

Shot Totals Per. 1: 11 Per. 2: 8 Per. 3: 8 Total: 27

| Eagles TEAM |       |      |      |        | Speedy TEAM |       |      |      |        | E S    |        |            | PENALTIES |         |          |         |      |    |
|-------------|-------|------|------|--------|-------------|-------|------|------|--------|--------|--------|------------|-----------|---------|----------|---------|------|----|
| PER         | PP/SH | TIME | GOAL | ASSIST | PER         | PP/SH | TIME | GOAL | ASSIST | ASSIST | PERIOD | PLAYER NO. | MIN.      | OFFENSE | START    | EXPIRED | G/G  |    |
| 1           | SH    | 1130 | 8    | 18     | 10          | 1     | -    | 1436 | 6      | 20     | 19     | 1          | 12        | 2       | Trip     | 1341    | 1141 | NG |
| 2           | -     | 1123 | 12   | 18     | -           | 1     | -    | 336  | 9      | 4      | 22     | 1          | -         | 2       | HS       | 937     | 737  | NG |
| 2           | -     | 822  | 14   | 12     | -           | 1     | -    | 313  | 5      | 6      | -      | 1          | 18        | 19      | Int      | 635     | 435  | -  |
| 2           | -     | 811  | 14   | 18     | 12          | 2     | SH   | 1233 | 19     | 5      | -      | 1          | 8         | -       | HS       | 418     | 248  | -  |
| 2           | -     | 643  | 17   | 5      | 10          |       |      |      |        |        |        | 1          | -         | 16      | CC       | 448     | 248  | -  |
| 2           | -     | 605  | 12   | 5      | -           |       |      |      |        |        |        | 1          | -         | 20      | Int      | 032     | 1332 | NG |
| 2           | PP    | 102  | 12   | 18     | 7           |       |      |      |        |        |        | 2          | -         | 18      | CC       | 1324    | 1124 | NG |
| 3           | -     | 1109 | 12   | 14     | 21          |       |      |      |        |        |        | 2          | -         | 20      | Boarding | 124     | 124  | G  |
| 3           | -     | 650  | 14   | 7      | 12          |       |      |      |        |        |        | 2          | -         | 20      | Frame    | 124     | 000  | -  |
| 3           | -     | 549  | 17   | 5      | -           |       |      |      |        |        |        |            |           |         |          |         |      |    |

Comments: See incident report - Boarding injury


Officials  
 1. \_\_\_\_\_ Print: Mike 2. \_\_\_\_\_ Print: Cory  
 Top Copy: League Office 2nd Copy: Local Administration 3rd Copy: Home Captain 4th Copy: Away Captain 5th Copy: Game Supervisor  
 DATE RETURNED: \_\_\_\_\_  
 VALUE: \$ \_\_\_\_\_  
 CODE: F/OT R SOG LT AS


Incident Report - Nov 2/2018 VIVO @ 10:30


Home - Eagles

Away - Speedy

- at 13:24 of 3rd period, Speedy #20 Tom Smith was chasing Eagles #10 Sean Pollock for the puck behind Eagle net.
- Sean arrived at puck first and Tom pushed Sean from behind, (about 2 feet away from end boards) sending Sean heavily head-first into end boards
- Sean was injured, did not move, and play was stopped. Stayed down for about 2 minutes but got up on his own and left game. He did not return
- Tom Smith - Speedy was assessed:
  - Boarding major
  - Game misconduct

  
Cory Diemer  
(ref)

  
Mike Prokop  
(ref)

  
Les Quan  
(TK)